














Bauer Couplings & Adapters


Hose Ends	Size" (mm)	Godwin Part #
Hose shank x ball 	2 (51)	101-1011
	3 (76)	109-1011
	4 (102)	105-1011
	6 (152)	107-1011
	8 (203)	108-1011
	10 (254)	110-1011
12 (305)	112-1011	
Hose shank x socket 	2 (51)	101-0711
	3 (76)	109-0711
	4 (102)	105-0711
	6 (152)	107-0711
	8 (203)	108-0711
	10 (254)	110-0711
12 (305)	112-0711	
Lever closure ring 	2 (51)	101-0134
	3 (76)	103-0134
	4 (102)	105-0134
	6 (152)	106-0134
Rubber sealing ring 	2 (51)	101-0140
	3 (76)	103-0140
	4 (102)	105-0140
	6 (152)	107-0140
	8 (203)	108-0140
	10 (254)	110-0140
12 (305)	112-0140	
Complete hose end coupling assembly 	2 (51)	100-6774
	3 (76)	100-6772
	4 (102)	100-6768
	6 (152)	100-6765
	8 (203)	100-6764
	10 (254)	100-6769
12 (305)	100-6770	
Flanged Ends Flanged end with ball and lever 	Size" (mm)	Godwin Part #
	2 (51)	100-6971
	3 (76)	100-6970
	4 (102)	100-6987
	6 (152)	100-7005
	8 (203)	100-7003
	10 (254)	110-7002
	12 (305)	112-7002
Flanged suction adapter 	2 (51)	100-6969
	3 (76)	100-6968
	4 (102)	100-6986
	6 (152)	100-7004
	8 (203)	100-7002
	10 (254)	110-7003
12 (305)	112-7003	
Screw Ends Male NPT threaded end by male ball end 	Size" (mm)	Godwin Part #
	2 (51)	101-0811
	3 (76)	109-0820
	4 (102)	105-0811
	6 (152)	107-0811
	8 (203)	108-0811
	10 (254)	110-0811
	12 (305)	112-0811
Male NPT threaded end by socket 	2 (51)	101-0511
	3 (76)	109-0521
	4 (102)	105-0511
	6 (152)	107-0511
	8 (203)	108-0511
	10 (254)	110-0511
12 (305)	112-0511	

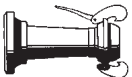
Strainers	Size" (mm)	Godwin Part #
Large hole screen x male (with closure ring) 	2 (51)	200-9876
	3 (76)	200-9877
	4 (102)	200-9874
	6 (152)	200-9875
	8 (203)	200-9878

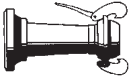
Pipe Bends	Size" (mm)	Godwin Part #
90° elbow 	2 (51)	101-1101
	3 (76)	109-1101
	4 (102)	162-1101
	6 (152)	159-1101
	8 (203)	160-1101
	10 (254)	110-1101
12 (305)	112-1101	


60° elbow 	2 (51)	101-1201
	3 (76)	109-1201
	4 (102)	105-1201
	6 (152)	107-1201
	8 (203)	108-1201
	10 (254)	110-1201
12 (305)	112-1201	

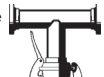
45° elbow 	2 (51)	100-7469
	6 (152)	100-7468
	8 (203)	100-6640

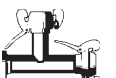
S-Bend (Step Bow) 	2 (51)	101-1501
	3 (76)	109-1501
	4 (102)	105-1501
	6 (152)	107-1501
	8 (203)	108-1501


Adapters	Size" (mm)	Godwin Part #
Reducer 	3 (76) x 2 (51)	103-2701
	4 (102) x 3 (76)	105-2711
	6 (152) x 4 (102)	100-7091
	8 (203) x 6 (152)	108-2701
	10 (254) x 8 (203)	110-2701
	12 (305) x 10 (254)	112-2701


Increaser 	2 (51) x 3 (76)	101-1601
	3 (76) x 4 (102)	100-9160
	4 (102) x 6 (152)	105-1601
	6 (152) x 8 (203)	107-1601
	8 (203) x 10 (254)	108-1601
	10 (254) x 12 (305)	110-1601

Tee and Y Adapters	Size" (mm)	Godwin Part #
End Tee male x male 	2 (51)	101-1901
	3 (76)	109-1901
	4 (102)	105-1901
	6 (152)	107-1901
	8 (203)	108-1901
	10 (254)	110-1901
12 (305)	112-1901	

Outlet Tee female x female 	2 (51)	101-1805
	3 (76)	109-1805
	4 (102)	105-1805
	6 (152)	107-1805
	8 (203)	108-1805

Line Tee male x female 	2 (51)	101-1701
	3 (76)	109-1701
	4 (102)	105-1701
	6 (152)	107-1701
	8 (203)	108-1701
	10 (254)	110-1701
12 (305)	112-1701	

Y Adapter female x female 	2 (51)	100-1701
	3 (76)	100-1701
	4 (102)	100-6708
	6 (152)	100-6707
	8 (203)	100-6706
	10 (254)	100-1701
	12 (305)	100-6712

Strainers	Size" (mm)	Godwin Part #
Round hole screen x male (with closure ring) 	2 (51)	200-0876
	3 (76)	200-0877
	4 (102)	200-0874
	6 (152)	200-0873
	8 (203)	200-0878

Home Office:
 Godwin Pumps
 One Floodgate Road
 Bridgeport, NJ 08014 USA
 (856) 467-3636 • Fax: (856) 467-4841
 Email: sales@godwinpumps.com
 www.godwinpumps.com

